

TOSHIBA



- > **More Comfort, More Savings**
- > **Industry Leading Airflow**

UP
TO **50%**
ENERGY SAVINGS



WIFI CONTROL



TOSHIBA IAQ
FILTER



INDUSTRY LEADING
AIRFLOW



FIREPROOF ELECTRICAL
ENCLOSURE



COST SAVINGS



JAPANESE
TECHNOLOGY



PM 2.5
FILTRATION



VOICE COMMAND
CONTROL

Through its commitment to world-class efficiency, versatile scalability and trusted quality, Toshiba Air Conditioning offers industry leading technology to ensure the most effective, energy efficient and futuristic solutions for its customers.



Corrosion Resistance*



Toshiba's PKCV Series provides exceptional durability for use in coastal and desert regions where the outdoor units casing of air conditioners are exposed to a high risk of corrosion.

* Coating of CDU casing coating salt spray CCT test 1000 Hr JISH8502 standard.

Color of CDU casing weather resistance test JISK5400 2000 Hr. (light only 63°C H 50%, light+Spray 38°C H95%)

Wider Ambient operation

Toshiba's PKCV Series are designed for the high ambient temperature of the Middle East and have been tested by Toshiba to offer 100% comfort and reliable cooling at ambient temperatures up to 54°C.

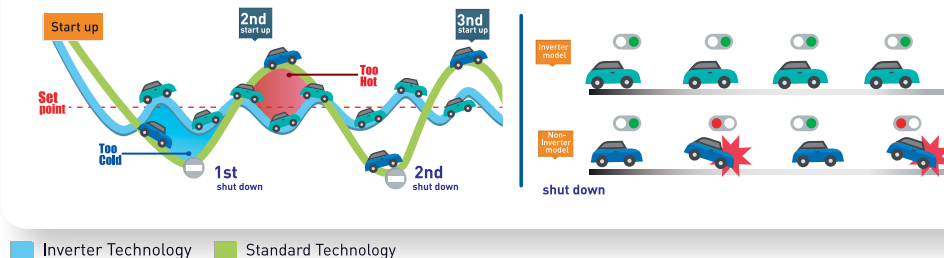


Toshiba Inverter Technology

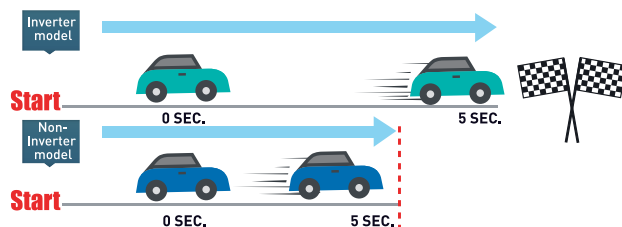


4Cost Saving

01 Temperature Control



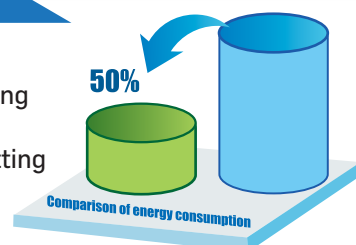
02 Faster Cooling



03 Energy Saving

Testing Condition

- Indoor temperature setting at 25 units.
- Ambient temperature setting at 35 units.



4Cool & Comfort

Maximum Air Flow for a wider room

With a 13% bigger FCU (Fan Coil Unit) fan combined with 10% increase in heat-transfer surface, the new Toshiba inverter Hi Wall offers industry leading air flow and instant cooling.

Heat transfer surface increase by 10%



13% bigger FCU Fan


11 Louver Settings

Efficient airflow with 11 louver settings, Toshiba Air Conditioner allows you to adjust the airflow precisely to the position that gives you the greatest comfort.



17 Meter Maximum Air Flows for a wider room

Technology for health through



TOSHIBA
IAQ
Filter

Toshiba IAQ* filter

Toshiba IAQ's technology strongly inhibits the reproduction process of harmful bacteria and viruses such as H5N1 Avian Influenza. With Toshiba IAQ, your family can breathe easy and your house will look like as if it has been spring cleaned.

Ag

Anti Bacteria and anti virus

- Anti bacteria*: Destroys up to 99.9% of bacteria.
- Deodorizing power: Absorbs and decomposes smoke, ammonia, volatile organics, food smells and bad odors.
- Prevents mould formation Inhibits the formation of mould and fungi.
- Anti virus** Avian Influenza virus



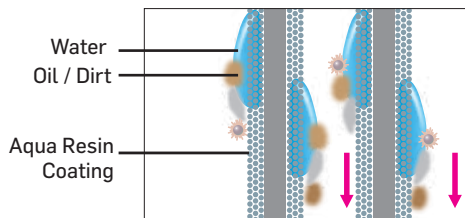
Aqua Resin Coated Coil



Self-cleaning System

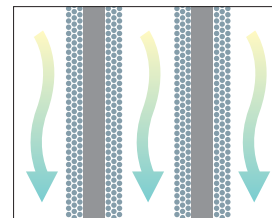


Wash



Reduces water and oil formation and prevents dust from sticking to the unit coil.

Dry



Fan operation after shut down helps dry water droplets and keeps the coils dry and clean.

Double the cleanness

The Toshiba PKCV air conditioner reduces water, oil formation and prevents dust from sticking to the coil. Additionally, the self-cleaning function ensures cleanliness of the unit, better IAQ and extends product life.

Easy Maintenance

- All components are designed for easy removal and re-assembly ensuring that unit maintenance is easy and simple.
- Step by step maintenance procedures have never been easier.
- With the simple cleaning method, service staff can easily re-assemble for cleaning because Toshiba Inverter Air Conditioner provides:
 - Easily removable drainage pan with only 3 screws.
 - Easily removable evaporator fan.



> Features



QUIET

The indoor will operate at the lowest noise level without compromising your comfort.



Hi POWER

For extra air flow intensity to cool down your room faster than ever!



ECO LOGIC

ECO Logic button to reduce energy consumption by 25%.



FAN SPEED

5 Fan speeds with comfortable setting, plus Auto fan and Hi Power modes. You can choose from gentle airflow up to the Hi Power mode.



ON-OFF TIMER

The on-off timer makes it easy to program your air conditioner to switch on or off.



SELF CLEANING

Self-cleaning function that prevents damp and mold in the indoor unit coil. This ensures long-lasting performance and improved IAQ.



WIRELESS REMOTE



EASY MAINTENANCE

Regular cleaning and maintenance will save your money and extend the life of air conditioner.




AQUA RASIN COATED

Aqua resin coated coil reduces the accumulation of water, oil and dust ensuring better heat transfer and healthier air.



AUTO DIANGOSIS

The 26 Code Auto Diagnosis monitors main functions and components for easy maintenance.



Preset

Store your desired settings and activate them at the touch of a button.

Operating Mode

Select from Auto Changeover, Cooling, Drying (dehumidification), Heating.

Fix & Swing

Select optimum airflow by selecting from a range of Fixed and Swing louver positions.

ECO

Achieve energy-savings of up to 25% compared with standard settings without sacrificing comfort.

Comfort sleep

For optimum comfort, set the temperature to rise by 1°C after 1 hour, then another degree after 2 hours, which will be maintained until morning.

Fan

5-Selectable Fan Speed plus Auto. Control your airflow with five fan speeds or select Auto Fan Speed to let your air conditioner do the thinking.

Quiet mode

The indoor will operate at the lowest noise level. It shifts to super-low fan speed, thereby reducing the sound of the indoor unit by 3 dB compared with low power operation.

High Power

Extra airflow to rapidly reach your desired temperature setting.

On-Off timer

"on and off" timer can be set

Auto Diagnosis

TOSHIBA

> Optional Accessories: **RB-N103S-G***

Take complete control of your comfort with the Toshiba Home AC Control App. Simple to use on your smartphone or tablet, both at home or on the move. Fully compatible, the adapter can be used with Toshiba PKCV inverter High-wall units.



Enhance your comfort, at home or away

Customise your comfort, finding the perfect cooling level for your family at any time, no matter where you are. When at home, simply replace your infrared remote control with the intuitive smart app. This also gives you easy access to your air conditioner on the move, allowing you to adapt your comfort to your lifestyle!

Smart & efficient

Want to go home and immediately enjoy an ideal temperature? Simply use the app to check the status, quickly and easily, adjust your comfort, no matter where you are. Match your AC schedule to your family's routine to optimise running time and enjoy savings on your energy bill.

* Product availability is based on local regulatory approval.



Modern app

User friendly app with a different colour for each mode and main functions accessible with just one touch.

Download your app

Toshiba Home AC Control App for your Android and iOS smartphone from Google Play or the App store.



> **MAKE YOUR AIR CONDITIONER SMART**



TOSHIBA AC features voice control functions compatible with Google Home Assistant & Amazon Alexa



Ok Google, Turn on the [Bedroom] AC

Ok Google, Set Bedroom Temperature to 20° C





Specifications

System			Inverter Cooling Only (R410A)		
Model	Indoor unit		RAS-18PKCV-AE	RAS-24PKCV-AE	RAS-30PKCV-AE
	Outdoor unit		RAS-18PACV-AE	RAS-24PACV-AE	RAS-30PACV-AE
Power supply		V/Ph/Hz	220-240/1/50		
Capacity @T1 (Rated)		kW	5.30	6.50	7.40
Capacity @T1 (Max)		kW	5.83	7.10	8.95
Capacity @T3 (Rated)		kW	4.55	5.68	6.40
Power consumption (T1/T3)		kW	1.46/1.86	1.82/2.32	2.08/2.57
EER (T1/T3)		Btu/h./kW	12.33/8.33	12.14/8.32	12.12/8.48
Indoor unit					
	Airflow (H/M/L)	m ³ /h	1188/744/408	1398/774/444	1398/984/708
	Sound pressure level (H/M/L)	dB(A)	49/45/37	50/46/38	54/47/41
	Dimension (HxWxD)	mm	320x1050x250	320x1050x250	320x1050x250
	Net weight	kg	14	16	16
Outdoor unit					
	Sound pressure level (H)	dB(A)	50	53	60
	Compressor type		Rotary		
	Dimension (HxWxD)	mm	580x780x290	630x800x300	890x900x320
	Net weight	kg	38	46	68
Heat exchange material			Cu-Al	Cu-Al	Cu-Al
Pipe size					
	Liquid side	mm(inch)	6.35 (1/4")	6.35 (1/4")	9.52 (3/8")
	Gas side	mm(inch)	12.7 (1/2")	15.88 (5/8")	15.88 (5/8")
Refrigerant charge (R410A)		kg	1.45	1.90	2.35
Max. pipe length		m	20	25	30
Chargeless pipe length		m	15	15	15
Max. pipe height		m	15	15	20
Additional refrigerant charge		g/m	20	30	30
Usable outdoor temp		°C	21 - 54	21 - 54	21 - 54

Cooling operation testing conditions:

	T1	T3
Indoor	27°C DB / 19°C WB	29°C DB / 19°C WB
Outdoor	35°C DB / 24°C WB	46°C DB / 24°C WB



TOSHIBA

AIR CONDITIONING



Notice: - Toshiba is committed to continuously improving its products to ensure the highest quality and reliability standards, and to meet local regulations and market requirements. All features and specifications are subject to change without prior notice.

AHIC_CB_082021_AE